NFIRS 5.0

Version 5.4

- ✓Registration
- ✓Download
- ✓Installation

Start

National Fire Incident Reporting System (NFIRS) Home Page - Microsoft Internet Explorer

File Edit View Favorites Tools Help

Address http://www.nfirs.fema.gov/ Go

DEPARTMENT OF HOMELAND SECURITY
FEDERAL EMERGENCY MANAGEMENT AGENCY
U.S. FIRE ADMINISTRATION

Latest News | USFA | Site Index | Contact

National Fire Incident Reporting System

System Information | Documentation | Training | Support Center | Web-based Tools | User Section | Vendor Section

FEATURED TOPICS

- For Vendors: Identification of Software Versions in NFIRS 5.0 Flat Files
- Current Version of USFA Software

STATE CONTACTS

Select a State... Go

LINKS OF INTEREST

- National Fire Data Center
- Fire Statistics
- National Fire Information Council
- National Association of State Fire Marshals

USFA : NFIRS

FEMA

PORTING SYSTEM
urces and an overview
. fire departments to
and to maintain
age also includes
ation for vendors who
s to this page may also
stem documentation

First you must get online, open a web browser, (such as Internet Explorer), and go to the NFIRS web site at:

http://www.nfirs.fema.gov

To All NFIRS 5.0 State Program Managers and Users:
Important Information on NFIRS 5.0 Specification Release for January 2005

In accordance with the NFIRS 5.0 Specification Cycle, the rules and ed
the January 2005 cycle will be implemented in the On-line system by

Slide 2

Internet

Start 3:30 PM

National Fire Incident Reporting System (NFIRS) Home Page - Microsoft Internet Explorer

File Edit View Favorites Tools Help

Address http://www.nfirs.fema.gov/ Go

DEPARTMENT OF HOMELAND SECURITY
FEDERAL EMERGENCY MANAGEMENT AGENCY
U.S. FIRE ADMINISTRATION

Latest News | USFA | Site Index | Contact

National Fire Incident Reporting System

System Information | Documentation | Training | Support Center | Web-based Tools | User Section | Vendor Section

FEATURED TOPICS

- For Vendors: Identification of Software Versions in NFIRS 5.0 Flat Files
- Current Version of USFA Software

STATE CONTACTS

Select a State... Go

LINKS OF INTEREST

- National Fire Data Center
- Fire Statistics
- National Fire Information Council
- National Association of State Fire Marshals

USFA : NFIRS

T REPORTING SYSTEM

n resources and an overview
by U.S. fire departments to
spond and to maintain
records of these incidents in a uniform manner. The page also includes information on training, technical support, and information for vendors who develop NFIRS-compatible software programs. Visitors to this page may also
umentation

FEMA

To download NFIRS 5.0, Users must first register.

To register, click on "User Section" Tab on the NFIRS home page.

To All NFIRS 5.0 State Program Managers and Users: Important Information on NFIRS 5.0 Specification Release for January 2005

In accordance with the NFIRS 5.0 Specification Cycle, the rules and edits included i
the January 2005 cycle will be implemented in the On-line system by mi

Slide 3

Internet

Start 3:30 PM

NFIRS User Section - Microsoft Internet Explorer

File Edit View Favorites Tools Help

Address http://www.nfirs.fema.gov/users/ Go

DEPARTMENT OF HOMELAND SECURITY
FEDERAL EMERGENCY MANAGEMENT AGENCY
U.S. FIRE ADMINISTRATION

NFIRS Home | Latest News | USFA | Site Index | Contact

National Fire Incident Reporting System

System Information | Documentation | Training | Support Center | Web-based Tools | User Section | Vendor Section

User Section

- News Items Archive
- User Login
- User Registration
- Tutorial
- Users' FAQs

RELATED TOPICS

- Latest News
- Web-based Tools Information
- USFA NFIRS 5.0 User Documentation
- Incident Types/Module Rules
- List of Active Vendors
- List of Registered Vendors

USFA : NFIRS : **User Section**

User Section

The Users' section provides information, registration, software and its user guides specific to the USFA NFIRS 5.0 software.

At the User Home Page, click on one of the links for "User Registration."

New Users

Users requestin or the NFIRS 5.0 software. Your state must be participating in the National Fire Incident Reporting System. If you are unsure if your state is participating or when NFIRS will be adopted in your state, contact your State NFIRS Program Manager. If you are unsure of who your State NFIRS Program Manager is, contact the National Fire Information Council member for your state. A list of membe n be accessed at the NFIC web site's Membership List. Once you have regi d, your System Administrator will activate your account and you will be i ed your account has been activated.

To register for NFIRS 5.0 Software, proceed to User Registration.

Slide 4

Done Internet

Start 5:18 PM

DEPARTMENT OF HOMELAND SECURITY
FEDERAL EMERGENCY MANAGEMENT AGENCY
U.S. FIRE ADMINISTRATION
NFIRS Home | Latest News | USFA | Site Index | Contact
National Fire Incident Reporting System
System Information | Documentation | Training | Support Center | Web-based Tools | User Section | Vendor Section
User Section
News Items Archive
User Login
User Registration
Tutorial
Users' FAQs
LINKS OF INTEREST
NFIC
Data Center (NFDC)
USFA : NFIRS : User Section : User Registration
User Registration
Users must be registered and their
for your state to gain access to the
information in the National Databas
activated by your Systems Administrator.
Fill out the User Registration Form.
All fields with an * must be completed.
NFIRS User Registration
User Registration Form
BOLD items are required.
Username
JFireman
Last Name
Fireman
First Name
Joe
Middle Initial
State
AK
Phone
2025555555
Email
Jfireman@email.com
Password
****
Retype Password
****
The password must be at least
8 alpha-numeric characters.
After you complete the form,
click on the Submit button.
Submit
Reset
Slide 5

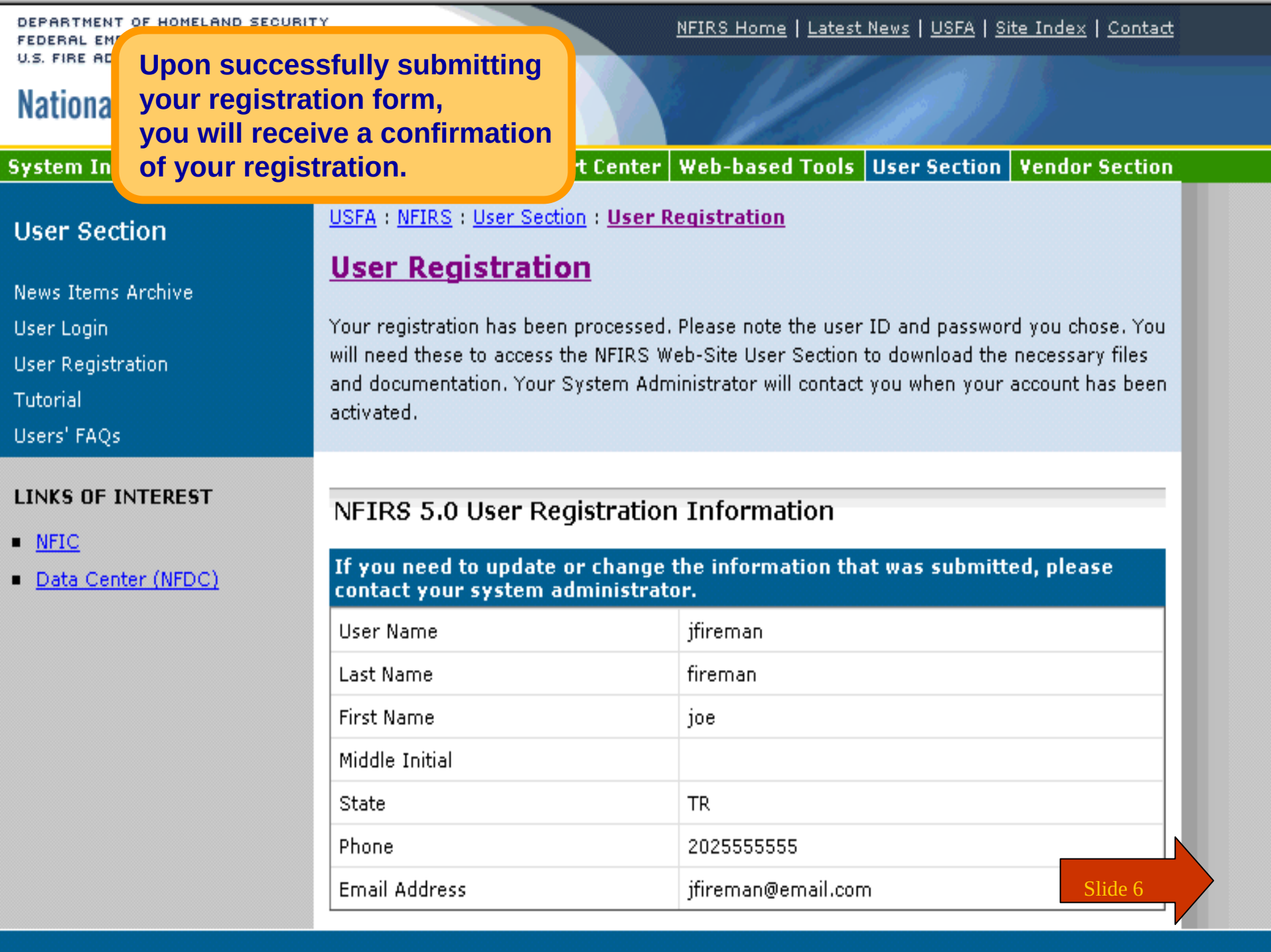

DEPARTMENT OF HOMELAND SECURITY
FEDERAL EM
U.S. FIRE AD

Nationa

NFIRS Home | Latest News | USFA | Site Index | Contact

Upon successfully submitting your registration form, you will receive a confirmation of your registration.

System In | t Center | Web-based Tools | User Section | Vendor Section

User Section

- News Items Archive
- User Login
- User Registration
- Tutorial
- Users' FAQs

LINKS OF INTEREST

- NFIC
- Data Center (NFDC)

USFA : NFIRS : User Section : **User Registration**

User Registration

Your registration has been processed. Please note the user ID and password you chose. You will need these to access the NFIRS Web-Site User Section to download the necessary files and documentation. Your System Administrator will contact you when your account has been activated.

NFIRS 5.0 User Registration Information

If you need to update or change the information that was submitted, please contact your system administrator.

User Name	jfireman
Last Name	fireman
First Name	joe
Middle Initial	
State	TR
Phone	2025555555
Email Address	jfireman@email.com

NFIRS User Section - Microsoft Internet Explorer

File Edit View Favorites Tools

Address http://www.nfirs.fema.gov/

You will be contacted by your State NFIRS Program Manager when your account has been activated.

To login, click on "User Login" from the User Home Page.

DEPARTMENT OF HOMELAND SECURIT
FEDERAL EMERGENCY MANAGEMENT A
U.S. FIRE ADMINISTRATION

National Fire Incident R

System Information | Documer

User Section

News Items Arc
User Login
User Registration
Tutorial
Users' FAQs

RELATED TOPICS

- Latest News
- Web-based Tools Information
- USFA NFIRS 5.0 User Documentation
- Incident Types/Module Rules
- List of Active Vendors
- List of Registered Vendors

LINKS OF INTEREST

- NFIC
- Data Center (NFDC)

User Section

The Users' section provides information, registration, software and its user guides specific to the USFA NFIRS 5.0 software.

New Users

Users requesting a login username and password must register for the NFIRS 5.0 software. Your state must be participating in the National Fire Incident Reporting System. If you are unsure if your state is participating or when NFIRS will be adopted in your state, contact your State NFIRS Program Manager. If you are unsure of who your State NFIRS Program Manager is, contact the National Fire Information Council member for your state. A list of members can be accessed at the NFIC web site's Membership List. Once you have registered, your System Administrator will activate your account and you will be notified your account has been activated.

To register for NFIRS 5.0 Software, proceed to User Registration.

Registered Users

Proceed to the User Login if you have already registered and have been activated.

To access and use the web-based Bulk Import Utility and the web-based Summary Output Reports Tool, specific permissions must be assigned to your NFIRS account. Contact your State Program Manager for information on using these tool

USFA SOFTWARE RESOURCES

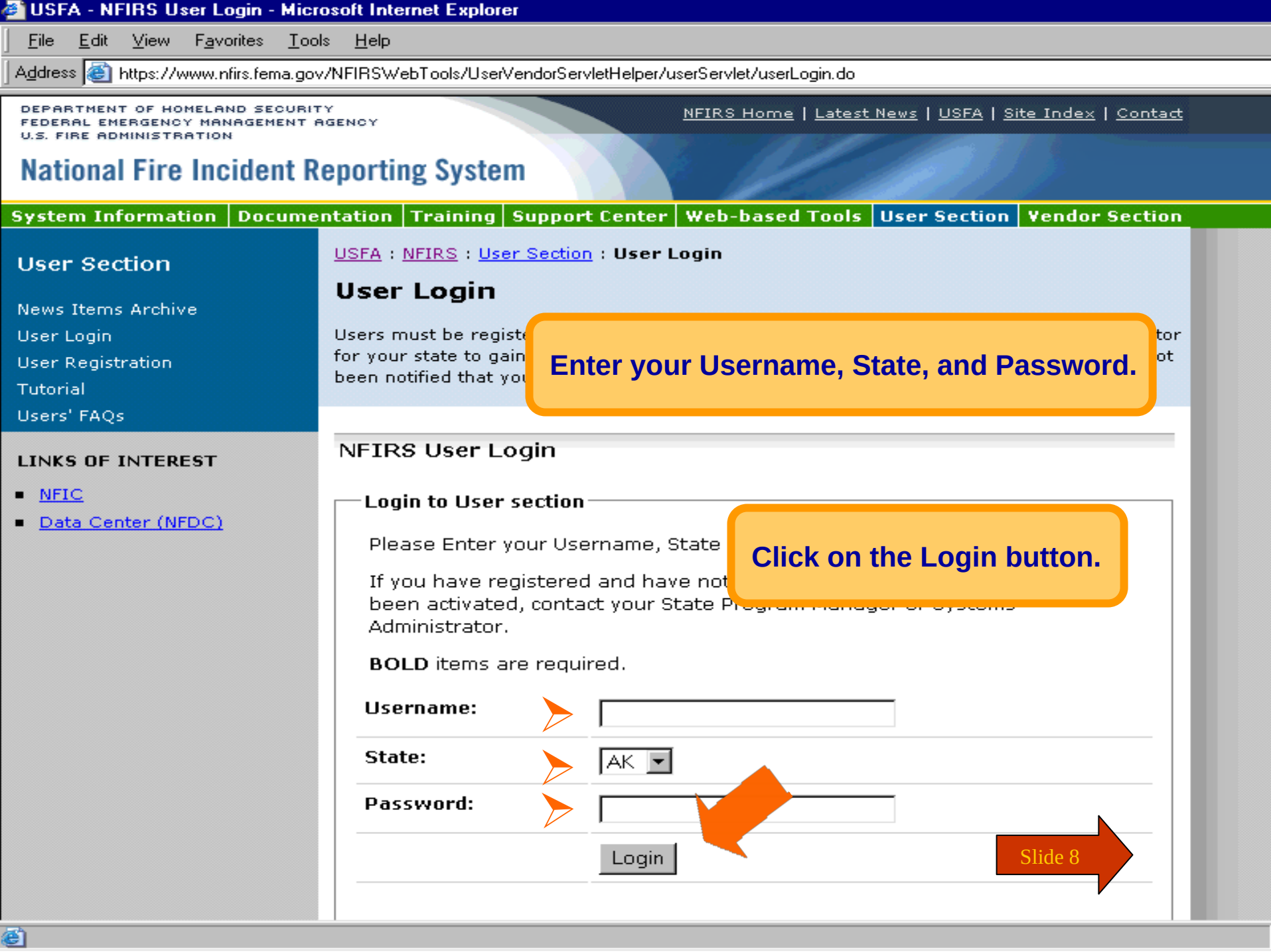
USFA - NFIRS User Login - Microsoft Internet Explorer
File Edit View Favorites Tools Help
Address https://www.nfirs.fema.gov/NFIRSWebTools/UserVendorServletHelper/userServlet/userLogin.do
DEPARTMENT OF HOMELAND SECURITY
FEDERAL EMERGENCY MANAGEMENT AGENCY
U.S. FIRE ADMINISTRATION
NFIRS Home | Latest News | USFA | Site Index | Contact
National Fire Incident Reporting System
System Information Documentation Training Support Center Web-based Tools User Section Vendor Section
User Section
News Items Archive
User Login
User Registration
Tutorial
Users' FAQs
LINKS OF INTEREST
NFIC
Data Center (NFDC)
USFA : NFIRS : User Section : User Login
User Login
Users must be regist
for your state to gain
been notified that yo
tor
ot
Enter your Username, State, and Password.
NFIRS User Login
Login to User section
Please Enter your Username, State
Click on the Login button.
If you have registered and have not
been activated, contact your State
Administrator.
BOLD items are required.
Username:
State:
AK
Password:
Login
Slide 8

NFIRS User Home Page - Microsoft Internet Explorer

File Edit View Favorites Tools Help

Address https://www.nfirs.fema.gov/users/userhome.shtm

DEPARTMENT OF HOMELAND SECURITY
FEDERAL EMERGENCY MANAGEMENT AGENCY
U.S. FIRE ADMINISTRATION

NFIRS Home | Latest News | USFA | Site Index | Contact

National Fire Incident Reporting System

System Information | Documentation | Training | Supp

User Section

News Items Archive
Tutorial
Users' FAQs
Download Software
Active Vendor IDs

RELATED TOPICS

- Latest News
- Web-based Tools Information
- USFA NFIRS 5.0 User Documentation
- Incident Types/Module Rules
- List of Active Vendors
- List of Registered Vendors

LINKS OF INTEREST

- NFIC
- Data Center (NFDC)

USFA : NFIRS : User Sec

User Home Pag

This section provides info
its documentation.

Notice for Users with Ver
On-line National database using the NFIRS client software, Version 5.4.0 is required.

The NFIRS 5.0 Version 5.4.0 softw e.
Complete instructions are provide

NFIRS 5.0 Software Versio

NFIRS 5.0 Software Version 5.4.0 has been developed with the flexibility to run the Client On-Line (Internet Connection) or Off-Line (database resides on your PC).

System Requirement Minimums	
CPU	200 MHZ Pentium Class
Memory	64 MB of RAM
Hard Drive	55 MB available disk space
Monitor	800x600 Resolution

On-Line mode requires Internet access. Users who do not have on
database programs on the PC: Microsoft Access 97, Access 2000, Access 2002,
Visual FoxPro 6.0, Microsoft SQL Server 7.0, or SQL Server 2000, will need to click

After a successful login, you will come to the "NFIRS 5.0 User Home Page" which provides System Requirements and information.

Review this page for installation information and System Requirements.

Click on "Download Software" under User Section to go to Download page.

Slide 9

Done

NFIRS 5.0 - USFA Software - Microsoft Internet Explorer

File Edit View Favorites Tools Help

Address http://www.nfirs.fema.gov/users/

To download NFIRS 5.0, on the Download Software page, locate and click on the FTP site.

The software can be downloaded in 1 large file or 4 small files.

DEPARTMENT OF HOMELAND SECURITY
FEDERAL EMERGENCY MANAGEMENT AGENCY
U.S. FIRE ADMINISTRATION

Index | Contact

National Fire Incident Reporting S

System Information | Documentation | Tra | Vendor Section

User Section

- News Items Archive
- Tutorial
- Users' FAQs
- Download Software
- Active Vendor IDs

RELATED TOPICS

- Latest News
- Web-based Tools Information
- USFA NFIRS 5.0 User Documentation
- Incident Types/Module Rules
- List of Active Vendors
- List of Registered Vendors

LINKS OF INTEREST

- NFIC
- Data Center (NFDC)

USFA : NFIRS

NFIRS 5.0 Software, Version 5.4.0

Notice for Users with Version 5.3.4 or earlier:
To login in the On-line mode using the USFA NFIRS 5.0 client software, Version 5.4.0 is required.

Previous version users with data saved to an Off-line database should make a backup copy of the Off-line Database before proceeding with Version 5.4.0 installation.

New users may refer to the Tutorial for general help with download and installation.

To generate, retrieve, and print Forms Based Incident Reports, Adobe Acrobat Reader Version 3.02 or higher must be installed on the PC. The Adobe Acrobat Reader can be obtained at no cost from the Adobe website. Go to http://www.adobe.com and search for Adobe Acrobat Reader.

Download and install the USFA NFIRS 5.0 Software Version 5.4.0 from the links below.

For step by step instructions fo stalling Version 5.4.0 and un-installing all other versions, users should refer t Version 5.4.0 Information and Instructions page or the Readme.txt file.

Download
NFIRS 5.0 Client Version 5.4.0 (Application) 26 Mbytes

This is an executable file that will be used to install the USFA NFIRS 5.0

Slide 10

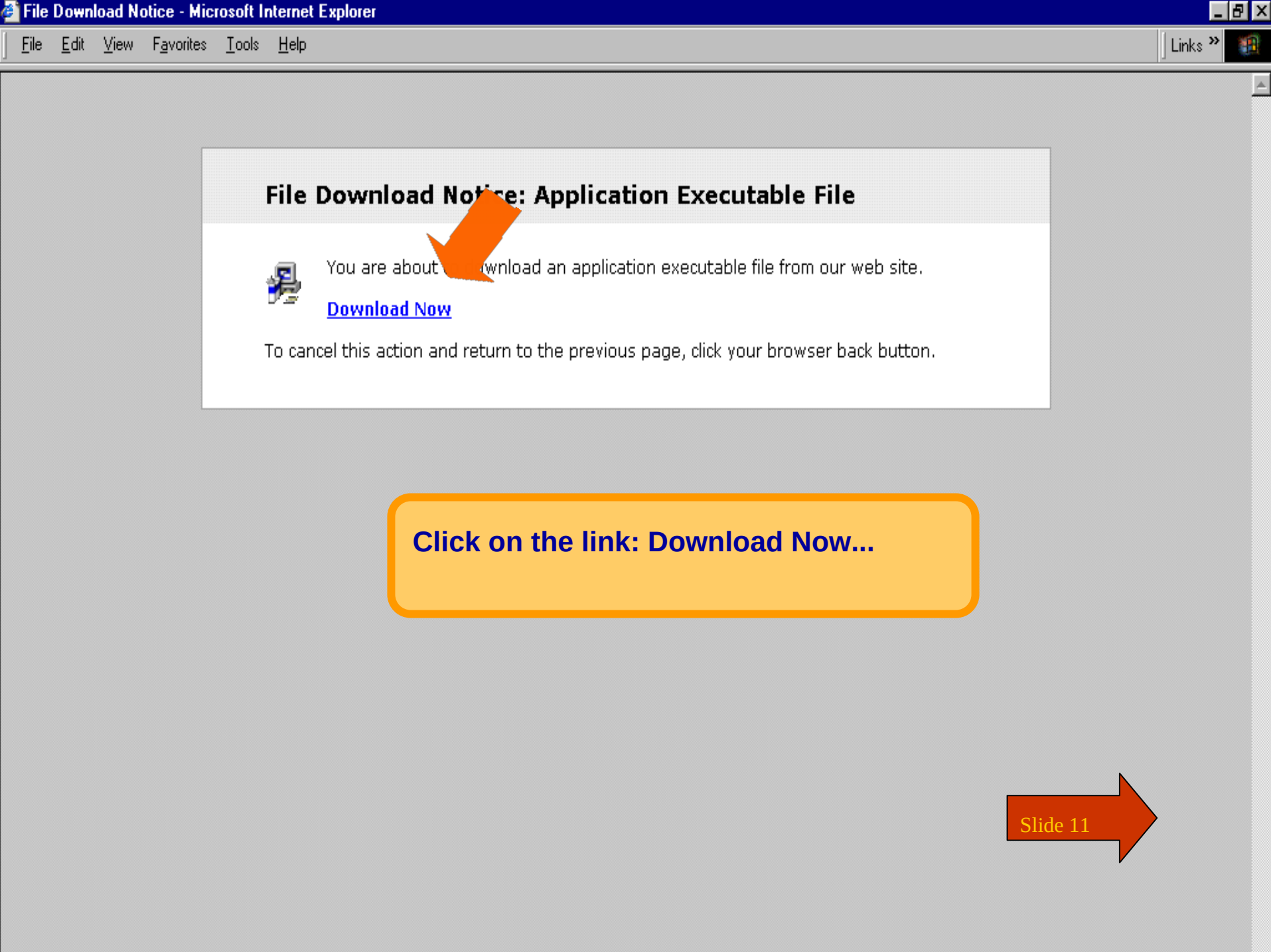
File Download Notice - Microsoft Internet Explorer
File Edit View Favorites Tools Help
Links
File Download Notice: Application Executable File
You are about to download an application executable file from our web site.
Download Now
To cancel this action and return to the previous page, click your browser back button.
Click on the link: Download Now...
Slide 11

File Download Notice - Microsoft Internet Explorer

File Edit View Favorites Tools Help Links

The “Save As…” window appears.

You are prompted to save “NFIRSv540.exe” to your computer.

File Do

You are about to download an application executable file from our web site.

ton.

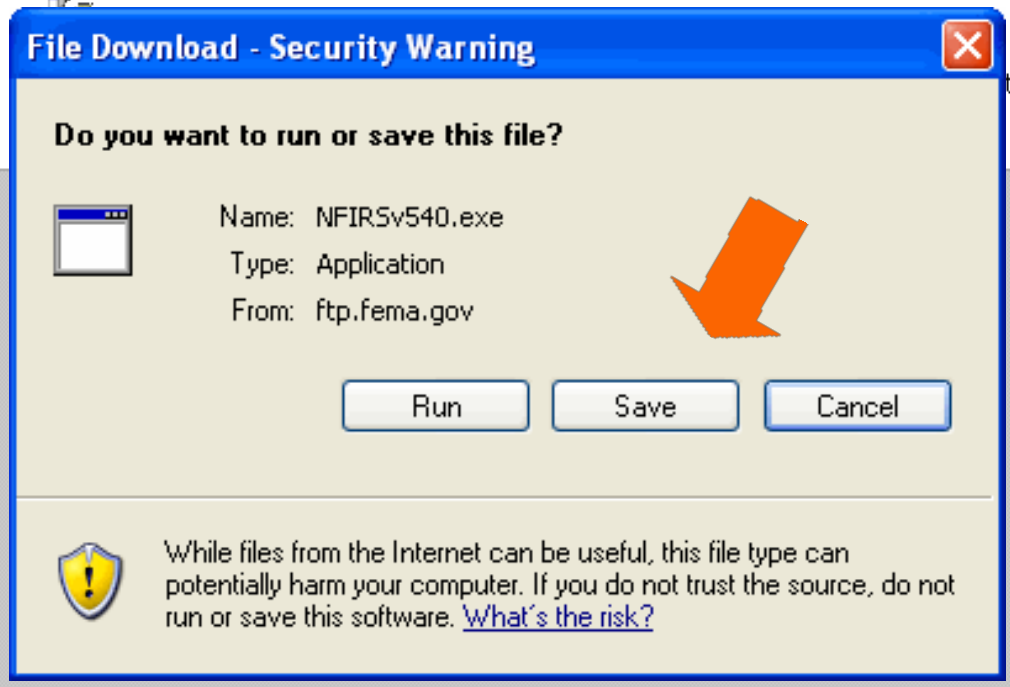

Slide 12

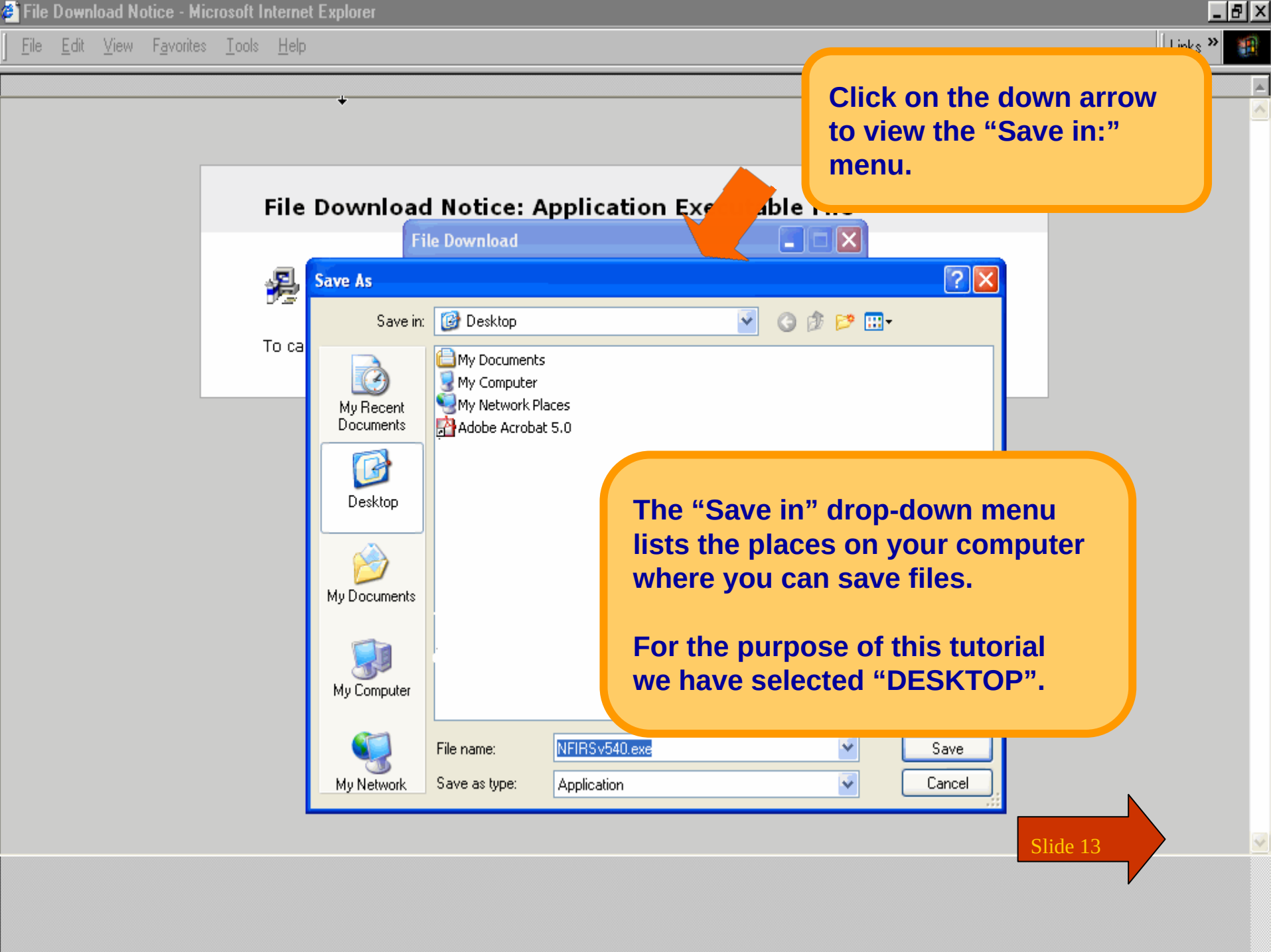
File Download Notice - Microsoft Internet Explorer
File Edit View Favorites Tools Help
File Download Notice: Application Exe
To ca
File Download
Save As
Save in: Desktop
My Documents
My Computer
My Network Places
Adobe Acrobat 5.0
My Recent Documents
Desktop
My Documents
My Computer
My Network
File name: NFIRSv540.exe
Save as type: Application
Save
Cancel
Click on the down arrow to view the “Save in:” menu.
The “Save in” drop-down menu lists the places on your computer where you can save files.
For the purpose of this tutorial we have selected “DESKTOP”.
Slide 13

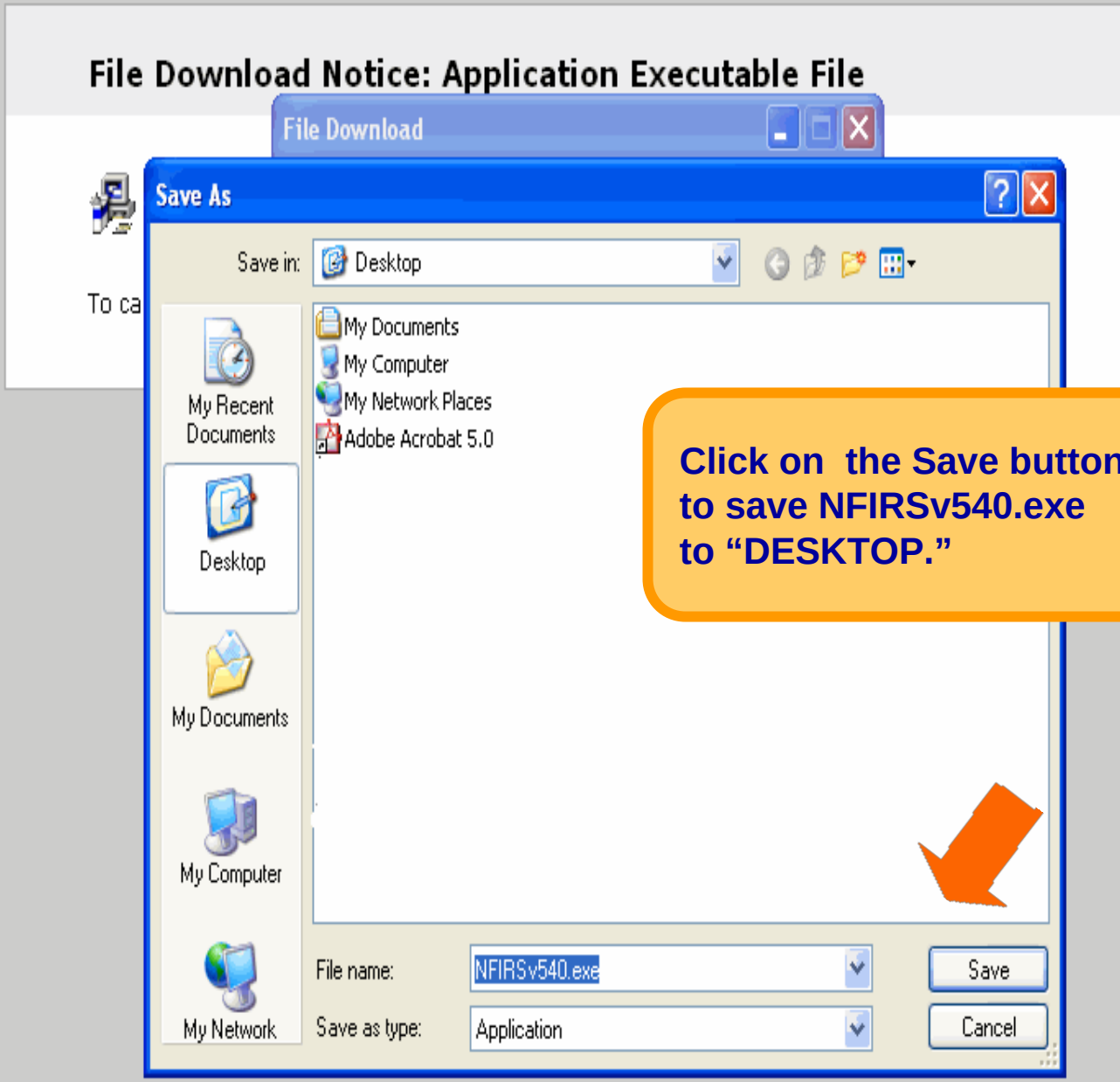
File Download Notice: Application Executable File
File Download
Save As
Save in:
Desktop
My Documents
My Computer
My Network Places
Adobe Acrobat 5.0
My Recent Documents
Desktop
My Documents
My Computer
My Network
File name:
NFIRSv540.exe
Save as type:
Application
Save
Cancel
Click on the Save button to save NFIRSv540.exe to "DESKTOP."

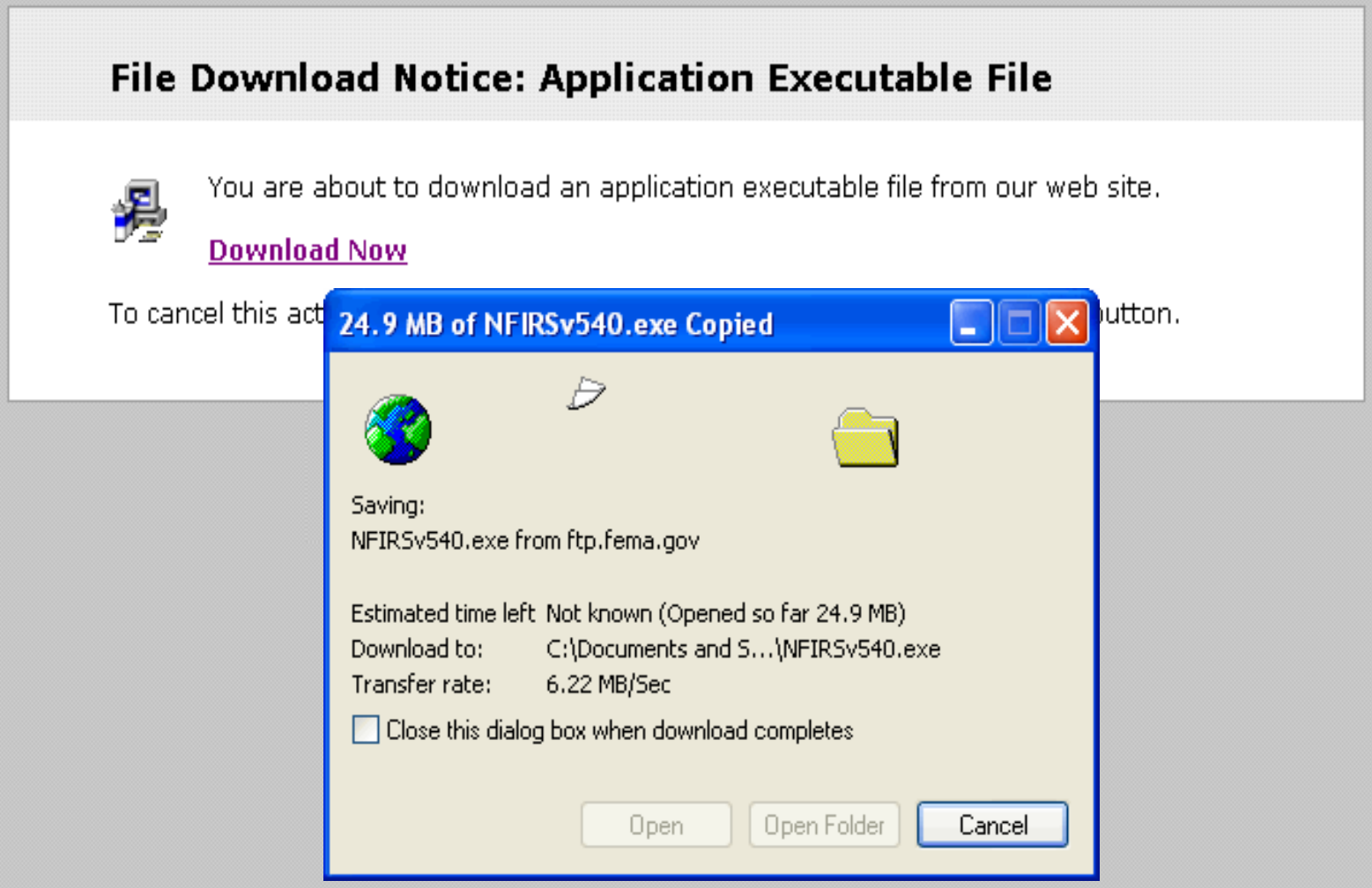

The "Saving Location" dialogue box appears to let you know you are now downloading NFIRSv540.exe.

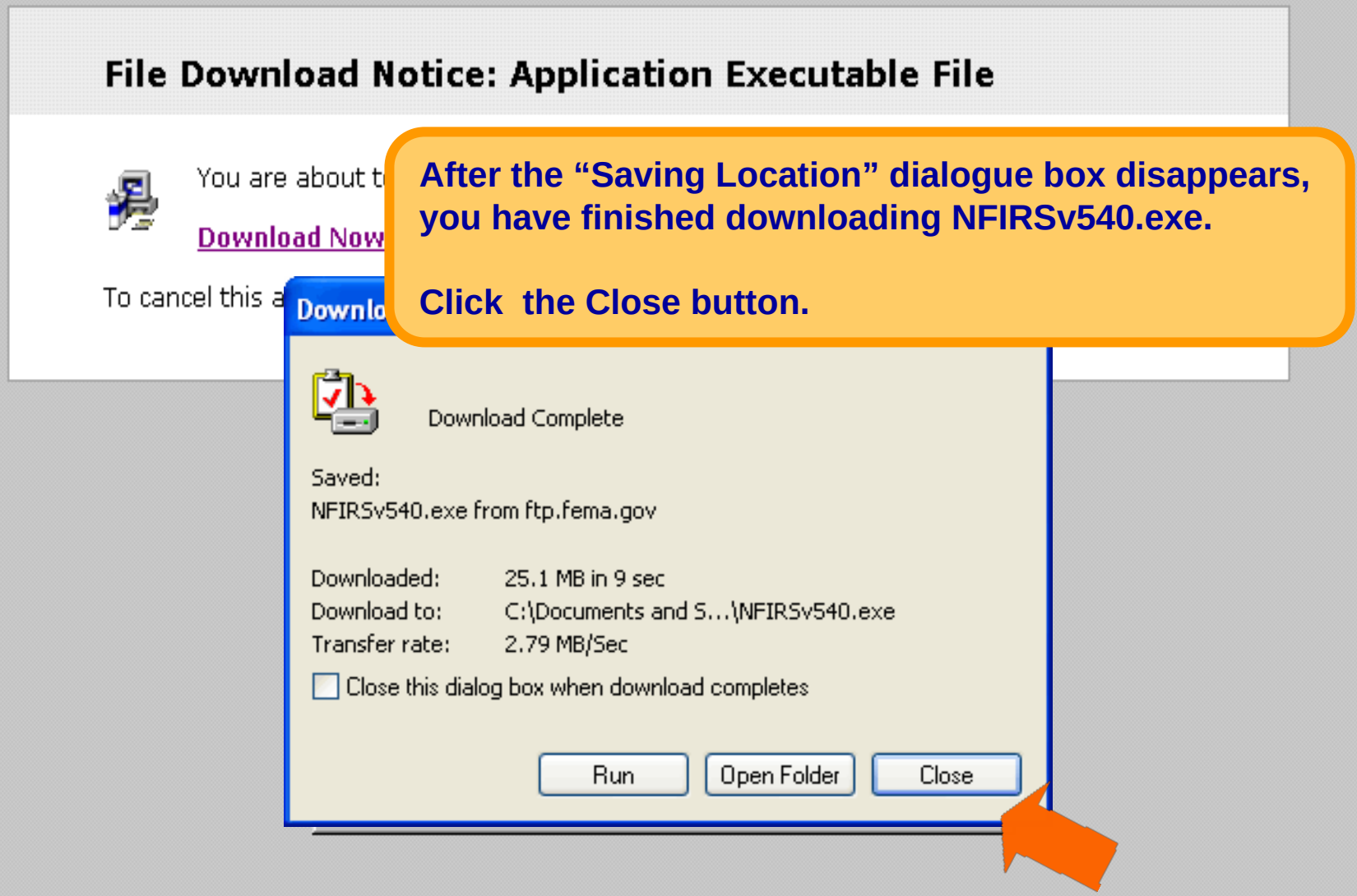
File Download Notice: Application Executable File
You are about t
Download Now
To cancel this a
After the “Saving Location” dialogue box disappears, you have finished downloading NFIRSv540.exe.
Click the Close button.
Downlo
Download Complete
Saved:
NFIRSv540.exe from ftp.fema.gov
Downloaded: 25.1 MB in 9 sec
Download to: C:\Documents and S...\NFIRSv540.exe
Transfer rate: 2.79 MB/Sec
Close this dialog box when download completes
Run
Open Folder
Close

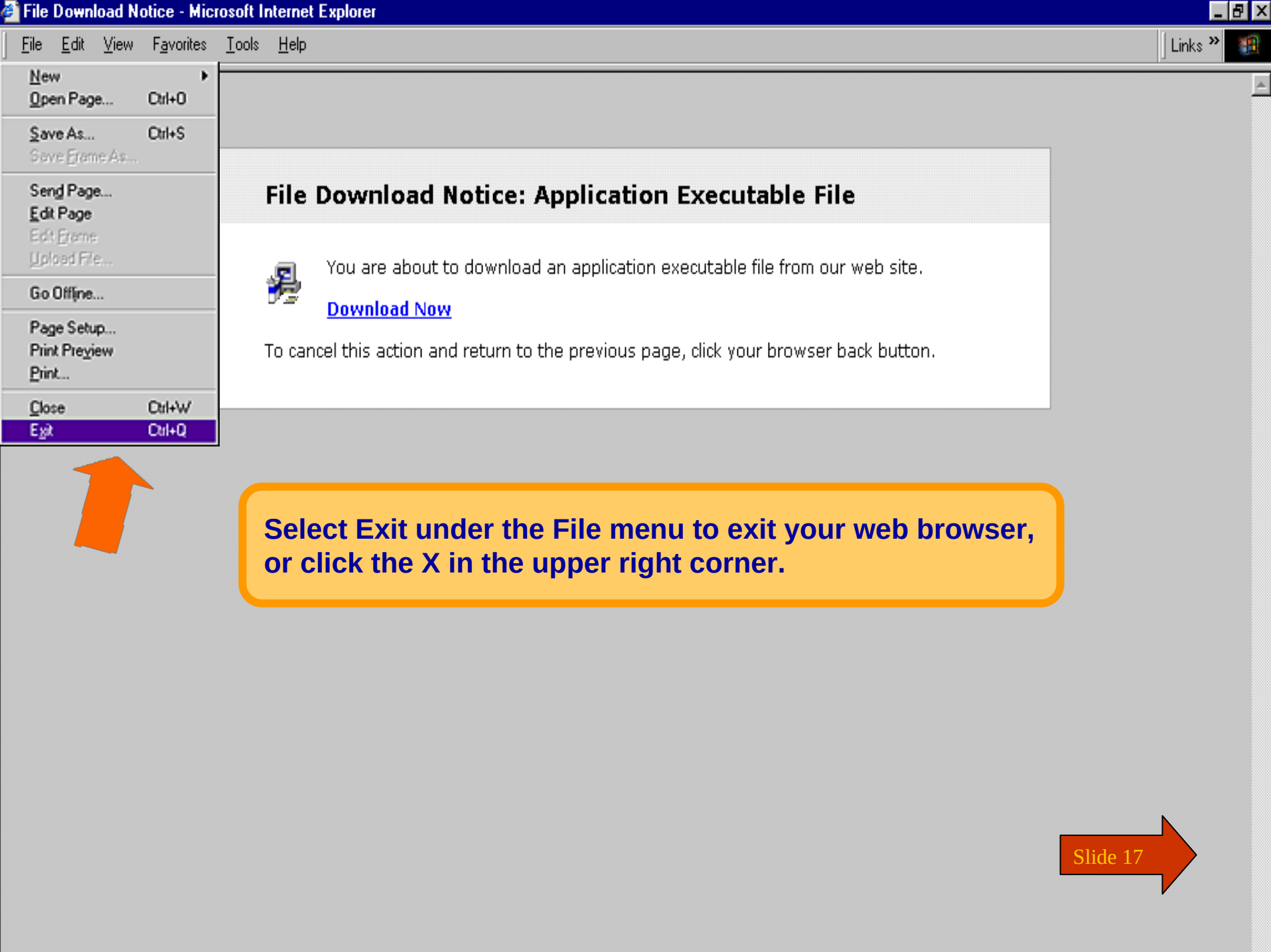
File Download Notice - Microsoft Internet Explorer
File Edit View Favorites Tools Help
Links
New
Open Page... Ctrl+O
Save As... Ctrl+S
Save Frame As...
Send Page...
Edit Page
Edit Frame
Upload File...
Go Offline...
Page Setup...
Print Preview
Print...
Close Ctrl+W
Exit Ctrl+Q
File Download Notice: Application Executable File
You are about to download an application executable file from our web site.
Download Now
To cancel this action and return to the previous page, click your browser back button.
Select Exit under the File menu to exit your web browser, or click the X in the upper right corner.
Slide 17

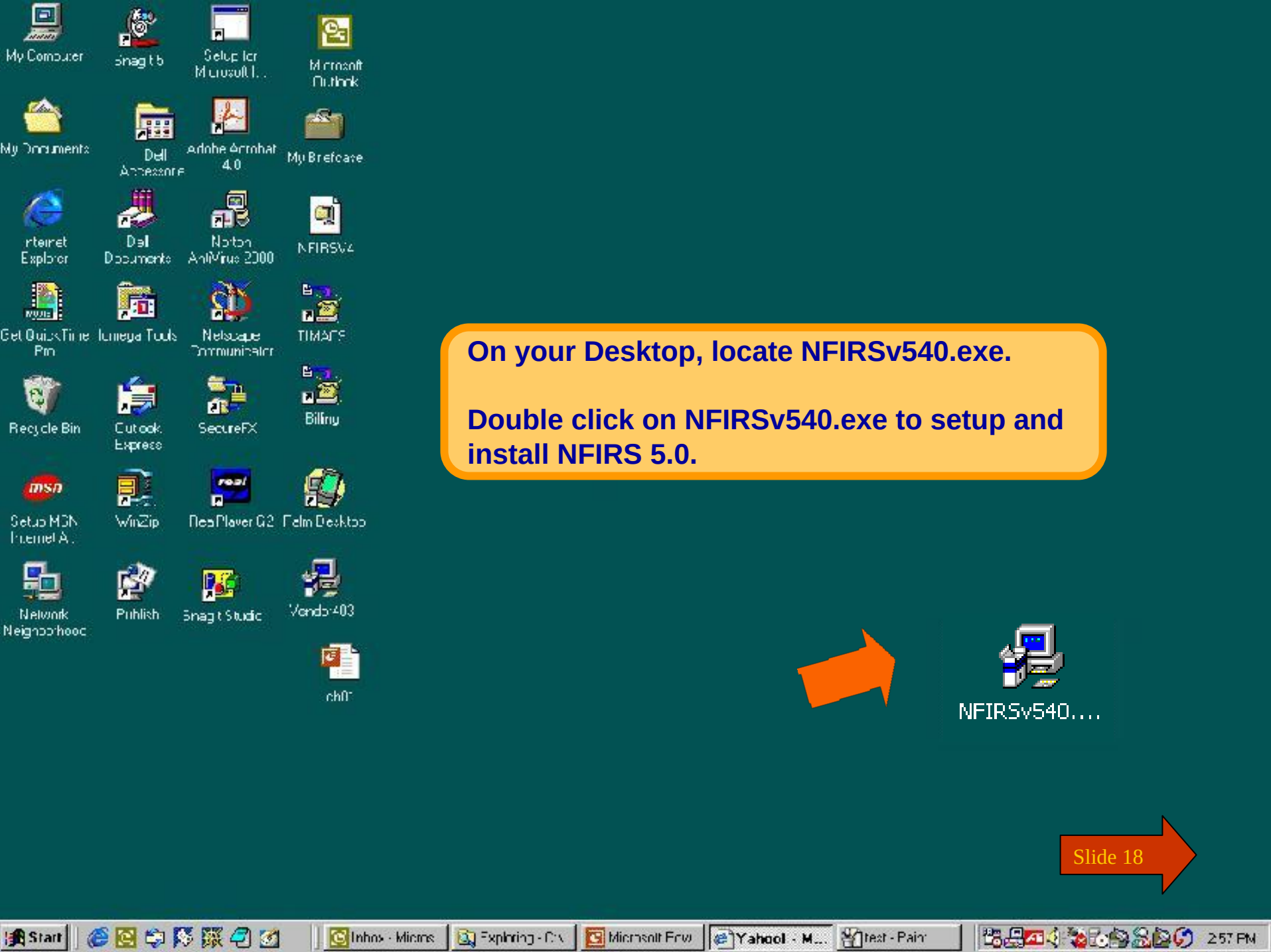
On your Desktop, locate NFIRSv540.exe.
Double click on NFIRSv540.exe to setup and install NFIRS 5.0.
NFIRSv540....

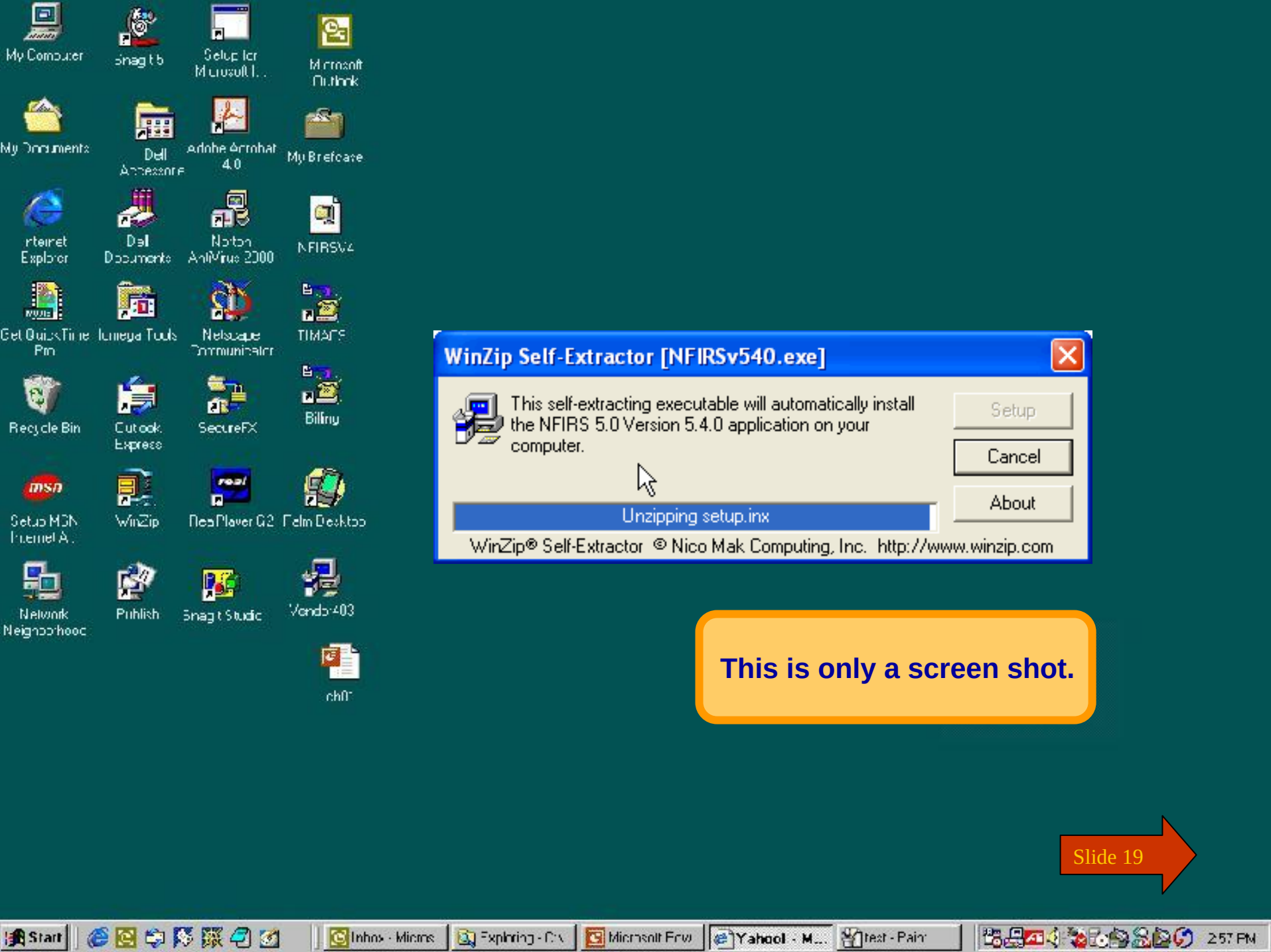
WinZip Self-Extractor [NFIRSv540.exe]
This self-extracting executable will automatically install the NFIRS 5.0 Version 5.4.0 application on your computer.
Setup
Cancel
About
Unzipping setup.inx
WinZip® Self-Extractor © Nico Mak Computing, Inc. http://www.winzip.com
This is only a screen shot.
Slide 19

NFIRS v5.4.0 Setup

NFIRS v5.4.0 Setup for Windows

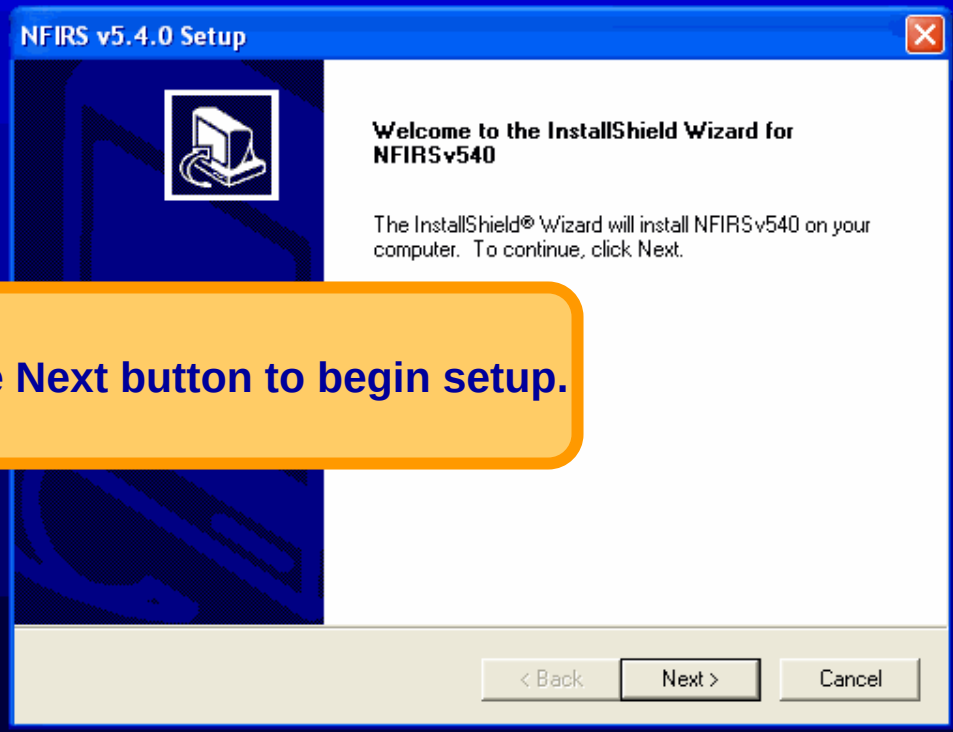

Click on the Next button to begin setup.

Slide 20

start | Disconnect... | C:\Docume... | Microsoft P... | Inbox - Mic... | Windows T... | WinZip Self... | NFIRS v5.4... | 2:40 PM

NFIRS v5.4.0 Setup

NFIRS v5.4.0 Setup for Windows

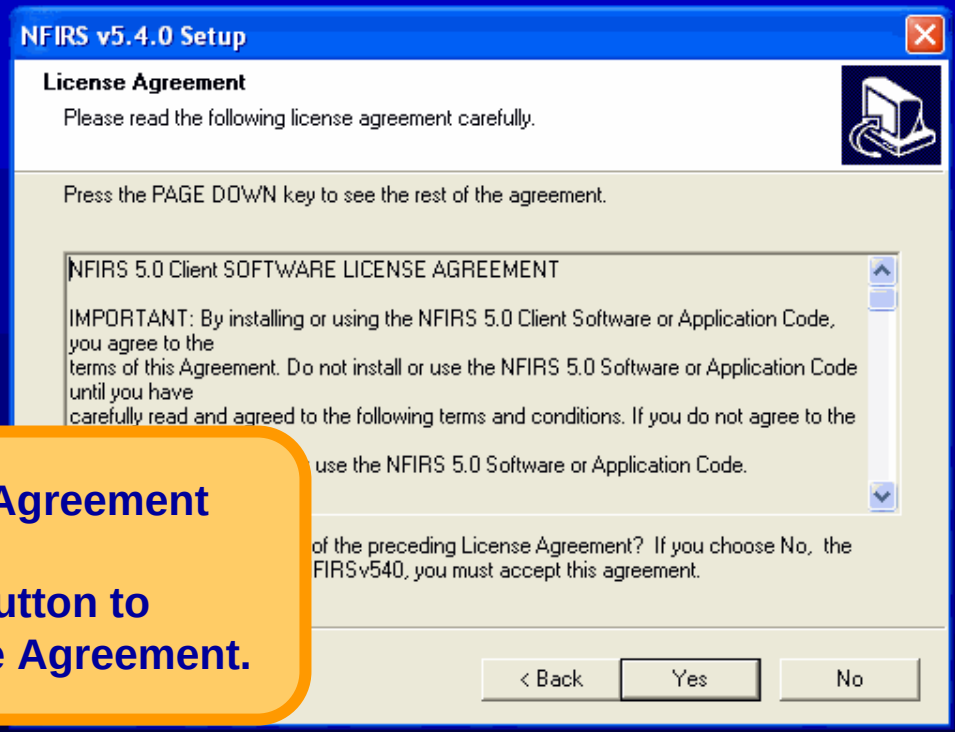

Read the License Agreement for NFIRS 5.0.
Click on the Yes button to accept the License Agreement.

start | Disconnected - Bl... | Inbox - Microsoft ... | 1detguide.doc - ... | WinZip Self-Extra... | NFIRS v5.4.0 Setup | 6:42 AM

NFIRS v5.4.0 Setup

NFIRS v5.4.0 Setup for Windows

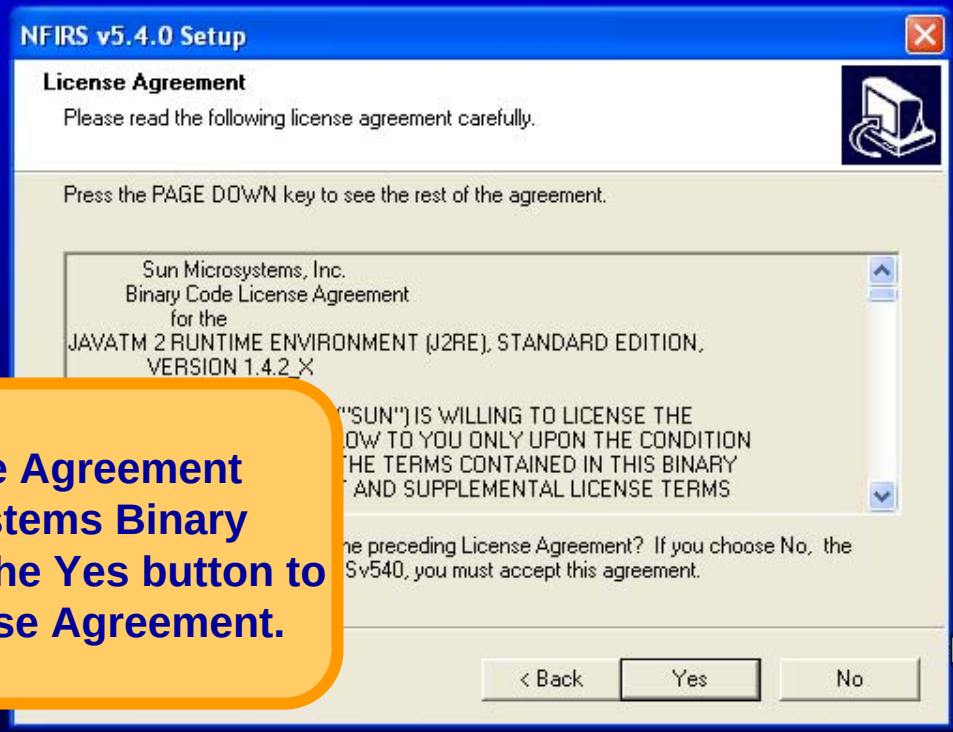

Read the License Agreement for Sun Microsystems Binary Code. Click on the Yes button to accept the License Agreement.

Slide 22

start | Disconnected - Bl... | Inbox - Microsoft ... | 1detguide.doc - ... | WinZip Self-Extra... | NFIRS v5.4.0 Setup | 6:43 AM

NFIRS v5.4.0 Setup for Windows

Setup will install NFIRS in C:\Program Files\NFIRSv54, which is recommended.
To select a different folder, click on the Browse button to select the location of your choice.

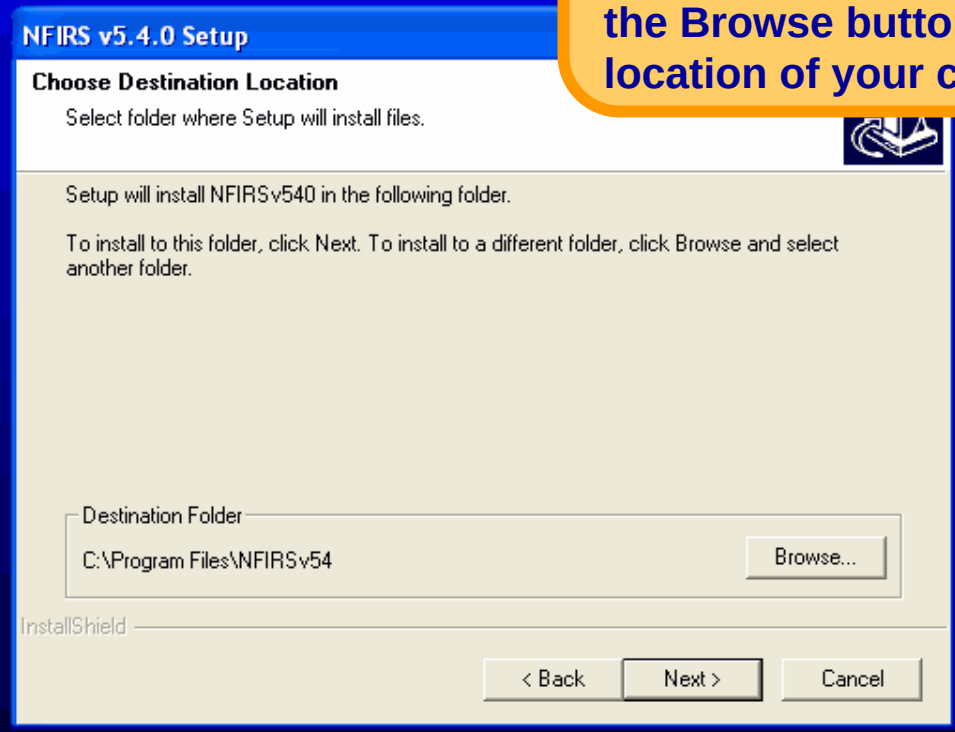

start
Disconnected - Bl...
Inbox - Microsoft ...
1detguide.doc - ...
WinZip Self-Extra...
NFIRS v5.4.0 Setup
6:44 AM

NFIRS v5.4.0 Setup for Windows

Select "Typical" setup if you have Microsoft Access 97, Access 2000, or Access 2002.

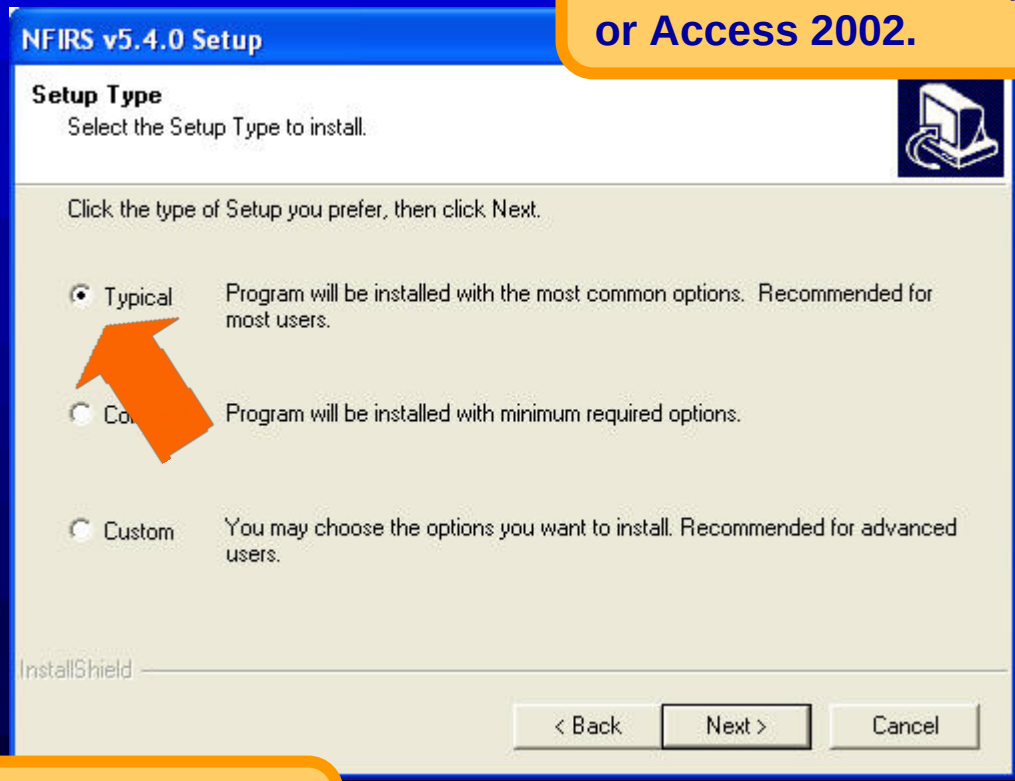

OR...

start
Disconnected - Bl...
Inbox - Microsoft ...
1detguide.doc - ...
WinZip Self-Extra...
NFIRS v5.4.0 Setup
6:44 AM

NFIRS v5.4.0 Setup for Windows

Select "Custom" Setup if you do not have Microsoft Access.

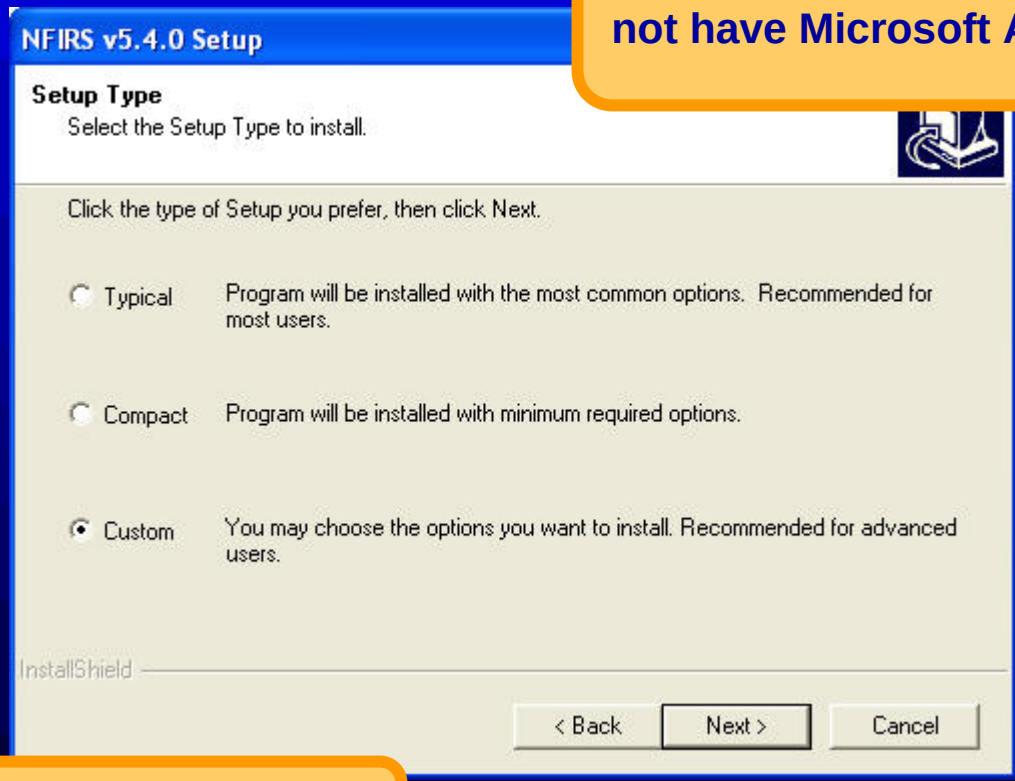

Click on Next.

start
Disconnected - Bl...
Inbox - Microsoft ...
1detguide.doc - ...
WinZip Self-Extra...
NFIRS v5.4.0 Setup
6:44 AM

NFIRS v5.4.0 Setup for Windows

For Custom Setup, in the Select Components window, uncheck Local Database.

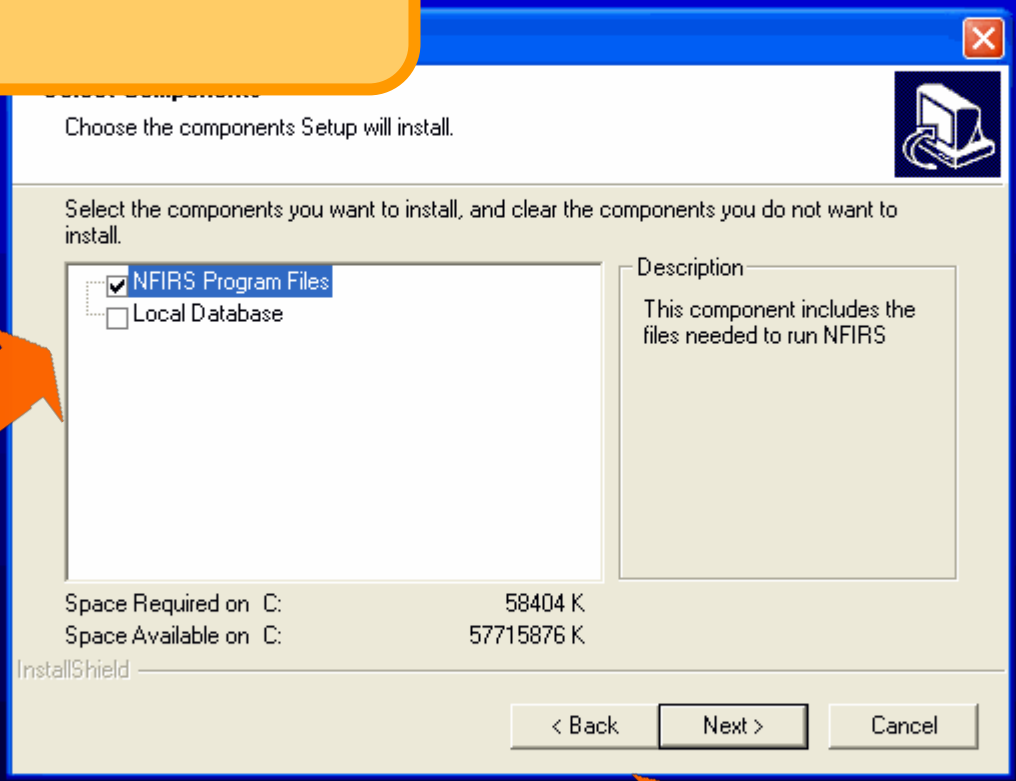

Click on Next.

NFIRS v5.4.0 Setup for Windows

Click Next to select the default Program folder "NFIRSv54" (recommended)

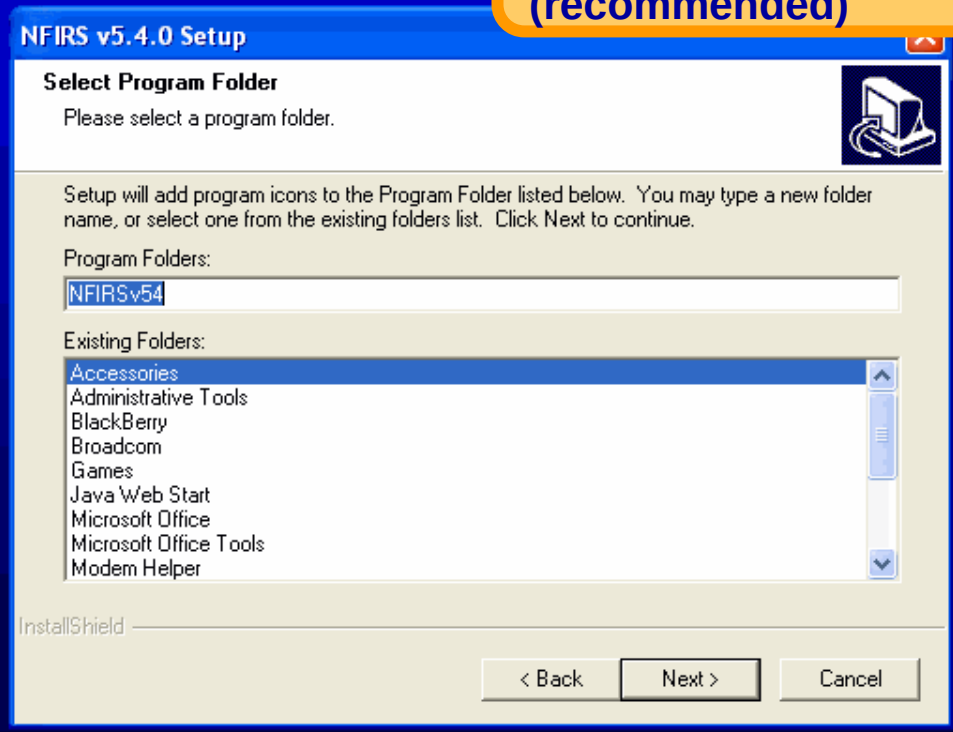

start
Disconnecte...
Inbox - Micr...
1detguide.d...
WinZip Self-...
NFIRS v5.4....
Microsoft Of...
7:03 AM

NFIRS v5.4.0 Setup for Windows

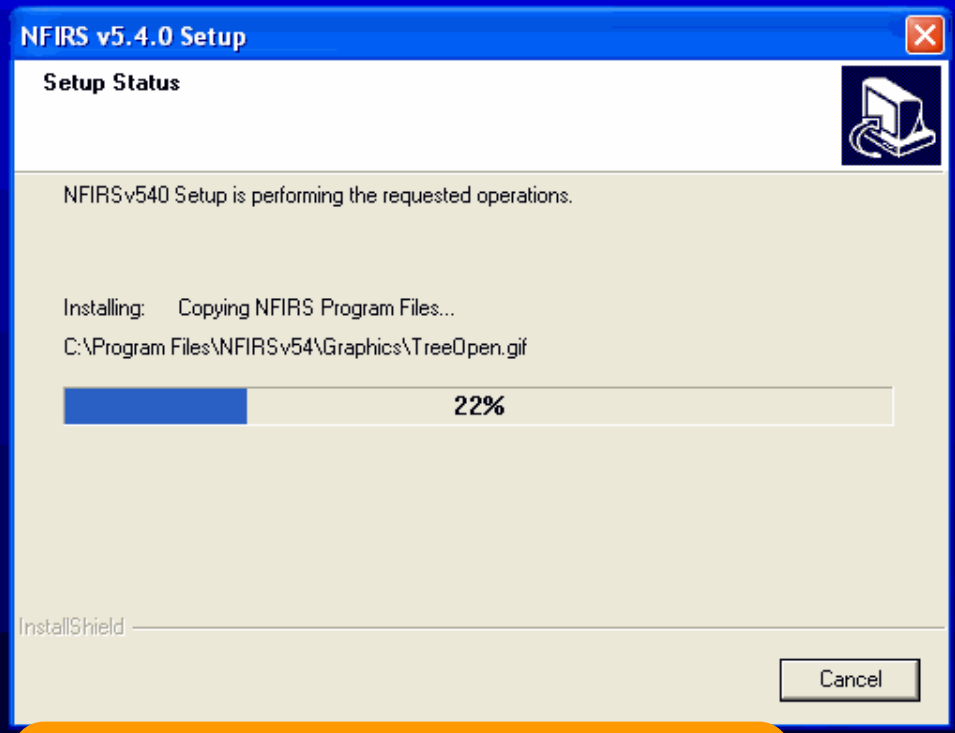

NFIRS 5.0 is installing...

start Disconnecte... Inbox - Micr... 1detguide.d... WinZip Self-... NFIRS v5.4.... Microsoft Of... 7:04 AM

NFIRS v5.4.0 Setup

NFIRS v5.4.0 Setup for Windows

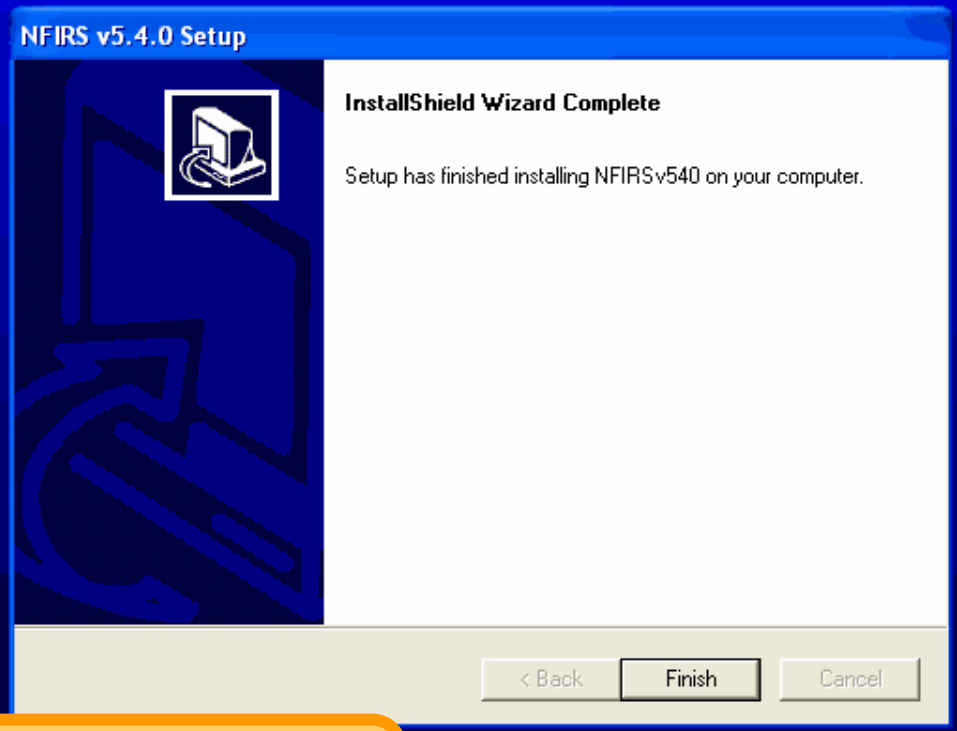

NFIRS 5.0 is now installed.
Click on Finish to exit Setup.

start | Disconnecte... | Inbox - Micr... | 1detguide.d... | WinZip Self-... | NFIRS v5.4.... | Microsoft Of... | 7:04 AM

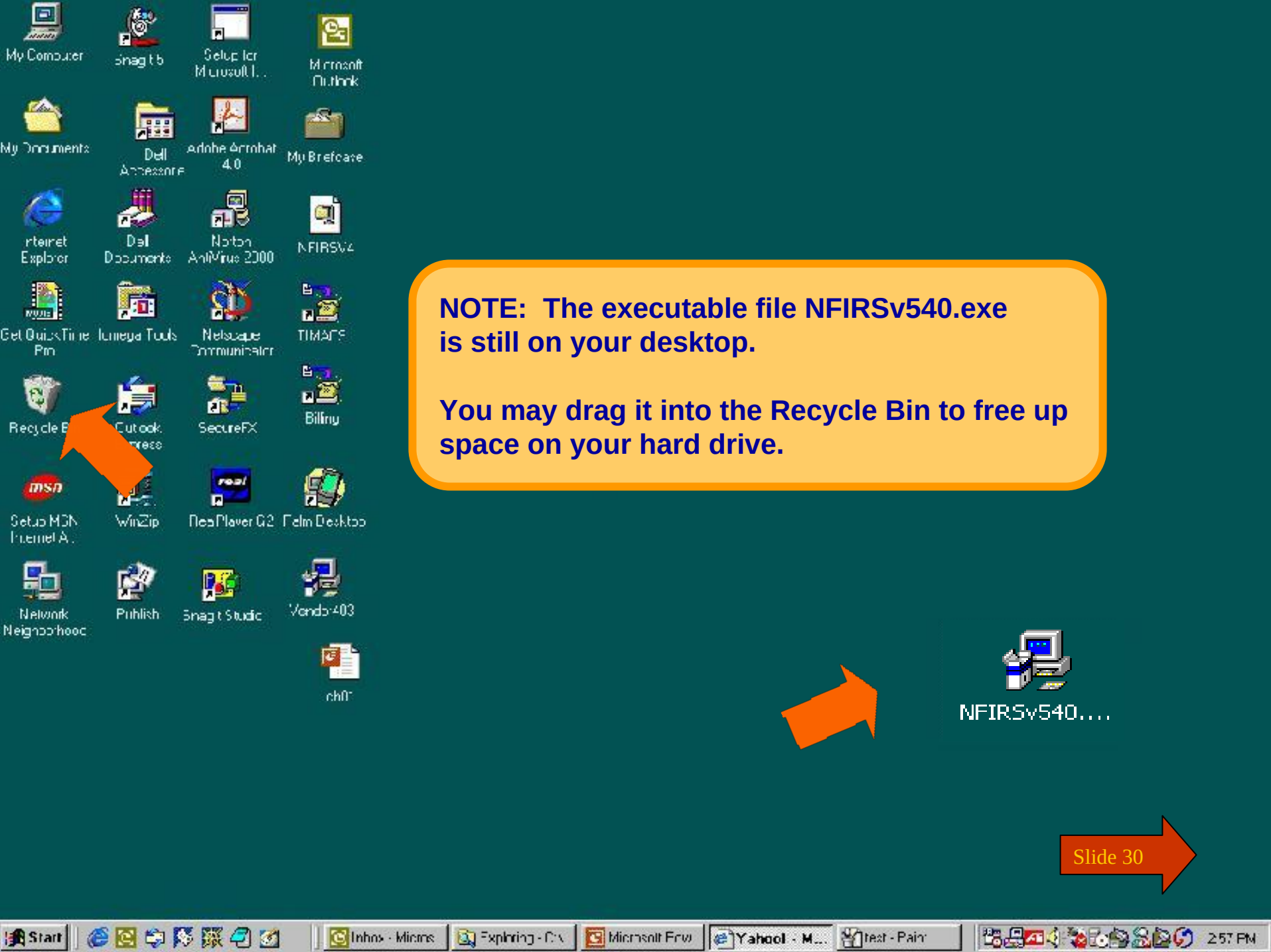

NOTE: The executable file NFIRSv540.exe is still on your desktop.

You may drag it into the Recycle Bin to free up space on your hard drive.

You have just completed Chapter 1: Registration, Download and Installation

To view this Chapter again,
click on the Begin button.
To end this Tutorial, click on End.

Begin

End